

# EYP-BAL-0808-00020-4020-FLW01-0010

Revision 0.70

21.01.2019

## MULTI MODE LASER DIODES

### Broad Area Laser

#### General Product Information

Product	Application
808 nm Broad Area Laser	Sensing
for High Energy Pulse Mode Operation	



#### Absolute Maximum Ratings

Parameter	Symbol	Unit	min	typ	max
Storage Temperature	$T_S$	°C	-40		85
Operational Temperature at Case	$T_C$	°C	-40		85
Peak Current	$I_{F Peak}$	A			22
Reverse Voltage	$V_R$	V			2
Peak Output Power	$P_{opt Peak}$	W			22
Forward Voltage at Peak	$V_F$	V			4

#### Measurement Conditions / Comments

Every condition of the Absolute Maximum Ratings has to be kept during operation

see Pulse Mode Conditions

see Pulse Mode Conditions

see Pulse Mode Conditions

#### Recommended Operational Conditions

Parameter	Symbol	Unit	min	typ	max
Operational Temperature at Case	$T_C$	°C	0		75
Forward Current	$I_{F Peak}$	A			21
Output Power	$P_{opt Peak}$	W		20	

#### Measurement Conditions / Comments

see Pulse Mode Conditions

see Pulse Mode Conditions

#### Characteristics at 25° C at Begin Of Life

Parameter	Symbol	Unit	min	typ	max
Center Wavelength	$\lambda_C$	nm	793	808	823
Spectral Width (FWHM)	$\Delta\lambda$	nm		5	6
Temperature Coefficient of Wavelength	$d\lambda / dT$	nm / K		0.4	
Peak Output Power @ $I_F = 21$ A	$P_{opt Peak}$	W		20	
Threshold Current	$I_{th}$	A		1.5	
Differential Series Resistance	$R_S$	$\Omega$		0.04	
Cavity Length	L	$\mu\text{m}$		4000	
Stripe width	$W_s$	$\mu\text{m}$		200	

#### Measurement Conditions / Comments

see Pulse Mode Conditions

see Pulse Mode Conditions

# EYP-BAL-0808-00020-4020-FLW01-0010

Revision 0.70

21.01.2019

## MULTI MODE LASER DIODES Broad Area Laser



### Characteristics at 25° C at Begin Of Life

cont'd

Parameter	Symbol	Unit	min	typ	max
Divergence parallel (FWHM)	$\Theta_{  }$	°		10	
Divergence perpendicular (FWHM)	$\Theta_{\perp}$	°		30	
Polarization				TM	
Spectral Mode (longitudinal)				Multi Mode	

### Measurement Conditions / Comments

Polarisation in perpendicular plane

### Pulse Mode Conditions

Parameter	Symbol	Unit	min	typ	max
Pulse Length	$t_p$	µs		6	
Pulse Repetition Rate	RR	kHz		40	
Burst Duration	$t_{Burst}$	s		1.5	
Burst Repetition Rate	$RR_{Burst}$	Hz		0.1	0.2

### Measurement Conditions / Comments

for burst mode; 20 kHz for continuous operation  
corresponds to 60 000 pulses

# EYP-BAL-0808-00020-4020-FLW01-0010

Revision 0.70

21.01.2019

## MULTI MODE LASER DIODES Broad Area Laser

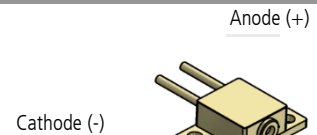
### Package Dimensions

Parameter	Symbol	Unit	min	typ	max
Height of Emission Plane	$d_{EP}$	mm		4	
Excentricity of Emission Center	R	mm			0.15
Pin Length	l	mm		10	

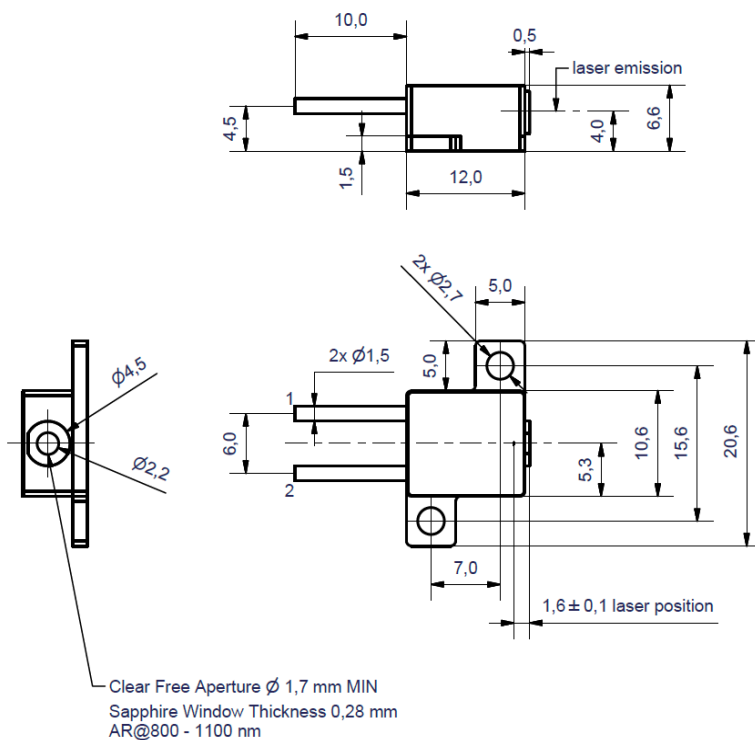
### Measurement Conditions / Comments

### Pin Assignment

Pin right (isolated from case)	Cathode (-)
Pin left (isolated from case)	Anode (+)



### Package Drawings



AIZ-18-0108-1400

# EYP-BAL-0808-00020-4020-FLW01-0010

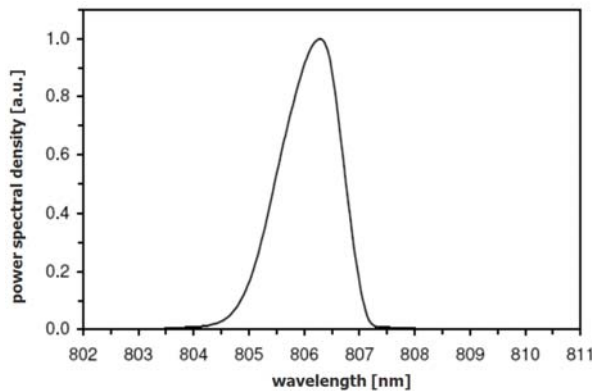
Revision 0.70

21.01.2019

## MULTI MODE LASER DIODES Broad Area Laser

### Typical Measurement Results

Spectrum



Performance figures, data and any illustrative material provided in this specification are typical and must be specifically confirmed in writing by eagleyard Photonics before they become applicable to any particular order or contract. In accordance with the eagleyard Photonics policy of continuous improvement specifications may change without notice.

### Unpacking, Installation and Laser Safety

Unpacking the laser diodes should only be done at electrostatic safe workstations (EPA). Though protection against electro static discharge (ESD) is implemented in the laser package, charges may occur at surfaces. Please store this product in its original package at a dry, clean place until final use. During device installation, ESD protection has to be maintained.

The BAL diode type is known to be sensitive against thermal stress. Operating at moderate temperatures on proper heat sinks will contribute to a long lifetime of the diode.

The laser emission from this diode is close to the invisible infrared region of the electromagnetic spectrum. Avoid direct and/or indirect exposure to the free running beam. Collimating the free running beam with optics as common in optical instruments will increase threat to the human eye.

Each laser diode will come with an individual test protocol verifying the parameters given in this document.

