



Fibotest

Distributor

amstechnologies
 where technologies meet solutions

info@amstechnologies.com
 www.amstechnologies-webshop.com

Contact us 

Features:

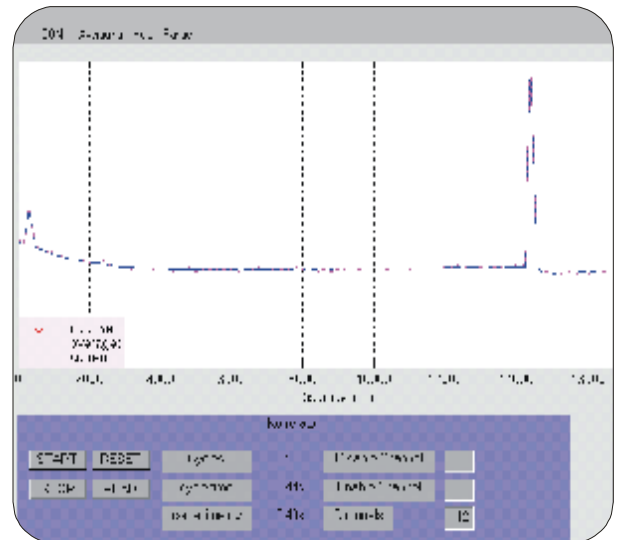
- flexible choice in wavelength
- high resolution
- low cost module with data interface

Fibolocator


The Fibolocator is an innovative device for spatially resolving and characterizing breaks and reflective faults in optical fibers. Correlation Optical Time Domain Reflectometry is the principle behind this device. Like standard OTDR it is based on analyzing backscatter but it uses cw laser sources. The demands on test signals and on detection complexity are low, leading to very affordable cost for OEM modules.

There are many different wavelength possibilities when using cw lasers, as the spectral width can also be customized. This enables the Fibolocator 80 for online monitoring of networks with ITU grid DFB diodes, as well as for interrogation of Bragg Grating fiber sensors. The Fibolocator 2500 is specifically designed to determine fiber length in QA and production with very high resolution.

Resolution is not limited by the measurement span and it is also possible to monitor (zoom in) certain parts of the fiber because of the correlation principle. Advantages compared with pulse OTDR can be observed in noisy fibers.



FIBOTEC





Fibotest

Distributor

amstechnologies
 where technologies meet solutions

info@amstechnologies.com
 www.amstechnologies-webshop.com

Contact us

Specifications: Correlation OTDR (review manual for RS-232 commands)

Parameter	FTIL-FI2 xxx 03 M02	FTIH FI2 FP2 03 M01	unit
	Fibolocator 80	Fibolocator 2500	
wavelength range	1270-1650	1300	nm
test signal power	3 (peak)	3 (peak)	dBm
horizontal parameters			
resolution	2.5	0.08	m
measurement points	256	256	
vertical parameters			
resolution	16	16	bit
sensitivity	-100	-60	dB
dynamic range	typ. 27	typ. 17	dB

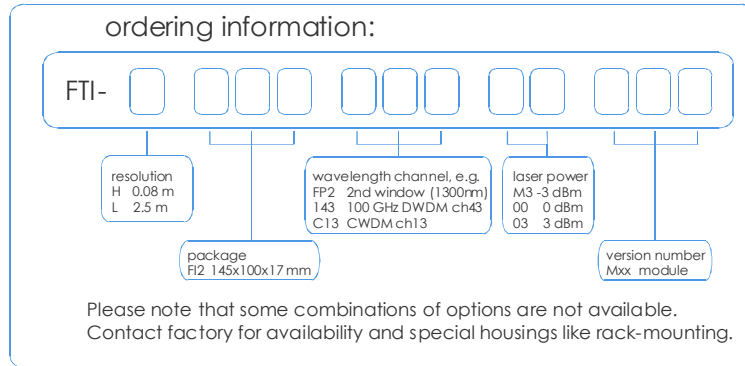
Test settings:
 (picture on page 1 - bottom)

- backscatter of connector (300 m)
- backscatter of fiber end (14,500 m)
- 20 dB fiber attenuation
- -4 dBm test signal power

Options:

- A: other module and instrument packages available (to be discussed)
- B: special wavelength options (dependent on laser or SLD availability)
- C: more data points (to be discussed)
- D: software for display, analysis and logging of data
- E: RS-232 to USB converter

Please indicate requirements by selecting options from the table or filling in desired values that still need to be confirmed by the manufacturer



Specification:

- size: 145 x 100 x 17 cmm (module)
210 x 290 x 95 cmm (instrument)
- weight: < 500 g (instrument < 4 kg)
- supply: 3 A max. @5V DC (module)
< 40 W @ 100-240 V AC/50-60 Hz (instrument)
- working temperature: 0°C-40°C (non-condensing)
- storage temperature: -40°C-85°C

complies with CE

All information is subject to change without any notice. No responsibility is assumed for its use. The manufacturer reserves the right to make product changes without notice. It is believed that the content is accurate though we assume that there is no responsibility for damage or injury to other than the product itself if incorrect or obsolete data of this document was used. 08/11/05