

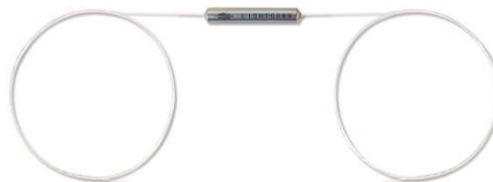
Polarization Insensitive Isolator (ISO)

Description

Isolator is directional optical component used in fiber optical module, EDFA, and communication systems.

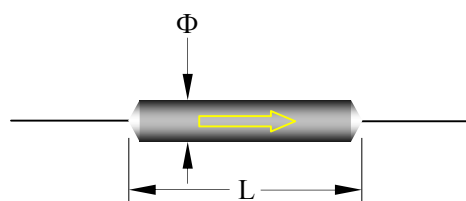
Key Features

- * High isolation
- * Low insertion loss
- * High return loss



Applications

- * EDFA
- * Communication systems
- * Testing instruments



Specifications

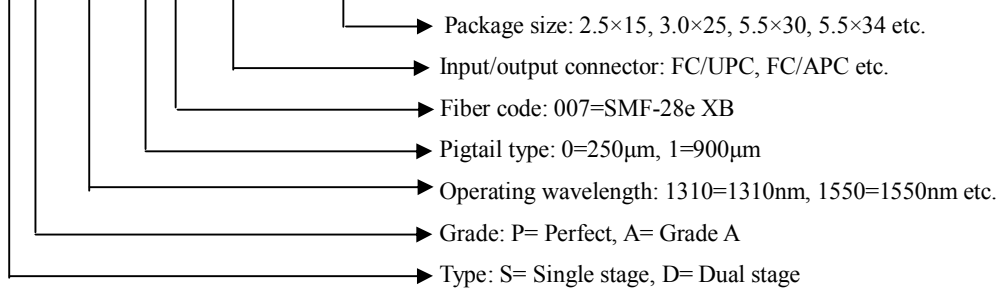
Parameter \ Type	Normal size				Mini size			
	Single		Dual		Single	Dual		
Stage	Single		Dual		Single	Dual		
Grade	P	A	P	A	P	A		
Operating wavelength (nm)	1310 or 1550 ±15				2000±50		1310 or 1550 ±15	
Minimum isolation@ 23°C (dB)	≥30	≥30	≥50	≥48	≥20	≥35	≥30	≥45
Insertion loss typ. @ 23°C (dB)	≤0.30	≤0.40	≤0.40	≤0.50	≤0.8	≤1.0	≤0.40	≤0.50
Insertion loss max. @ (-5~70°C) (dB)	≤0.50	≤0.60	≤0.60	≤0.70	≤1.0	≤1.2	≤0.60	≤0.70
PDL (dB)	≤0.05	≤0.10	≤0.10	≤0.10	≤0.15	≤0.20	≤0.10	
PMD (ps)	≤0.25		≤0.05		≤0.20	≤0.05	≤0.25	≤0.05
Return loss(in/out) (dB)	≥60/55				≥50/50		≥55/55	
Power handling (mW)	≤500							
Fiber Type	SMF-28e XB or Specify							
Operating temperature (°C)	-5 ~ +70							
Storage temperature (°C)	-40 ~ +85							
Dimensions (mm)	Φ5.5× L30 for bare fiber				Φ5.5× L35		Φ3.0× L25/Φ2.5× L15	
	Φ5.5× L34 for 900um loose tube							

*The above specification is without connector, with connectors:0.3dB higher for IL,5dB lower for RL

*Other specifications can be made on customer request

Ordering Information

ISO-X-X-XXXX-X-X-XX/XXX-XX*XX

- 
- Package size: 2.5×15, 3.0×25, 5.5×30, 5.5×34 etc.
 - Input/output connector: FC/UPC, FC/APC etc.
 - Fiber code: 007=SMF-28e XB
 - Pigtail type: 0=250μm, 1=900μm
 - Operating wavelength: 1310=1310nm, 1550=1550nm etc.
 - Grade: P= Perfect, A= Grade A
 - Type: S= Single stage, D= Dual stage