

# 1.25Gbps / 2.50Gbps Hybrids

## InGaAs Photodetectors / Transimpedance Amplifiers

FCI-H125/250G-InGaAs-XX series are compact and integrated high speed InGaAs photodetector with wide dynamic range transimpedance amplifier. Combining the detector with the TIA in a hermetically sealed 4 pin TO-46 package provides ideal conditions for high speed signal amplification. High speed and superior sensitivity make these devices ideal for high-bit rate receivers used in LAN, MAN, WAN, and other high speed communication systems. TO packages come standard with a lensed cap to enhance coupling efficiency, or with a broadband double sided AR coated flat window. The FCI-H125/250G-InGaAs-XX series are also offered with FC, SC, ST and SMA receptacles.



### APPLICATIONS

- High Speed Optical Communications
- Gigabit Ethernet
- Fibre Channel
- ATM
- SONET OC-48 / SDH STM-16

### FEATURES

- InGaAs Photodetector / Low Noise Transimpedance Amplifier
- High Bandwidth / Wide Dynamic Range
- Hermetically Sealed TO-46 Can
- Single +3.3 to +5V Power Supply
- Spectral Range 1100nm to 1650nm
- Differential Output

### Absolute Maximum Ratings

PARAMETERS	SYMBOL	MIN	MAX	UNITS
Storage Temperature	$T_{stg}$	-40	+125	°C
Operating Temperature	$T_{op}$	-40	+85	°C
Supply Voltage	$V_{cc}$	0	+5.5	V
Input Optical Power	$P_{IN}$	---	+3	dBm

### Electro-Optical Characteristics

$T_A = 23^\circ\text{C}$ ,  $V_{cc} = +3.3\text{V}$ , 1310nm, 100Ω Differential AC Load

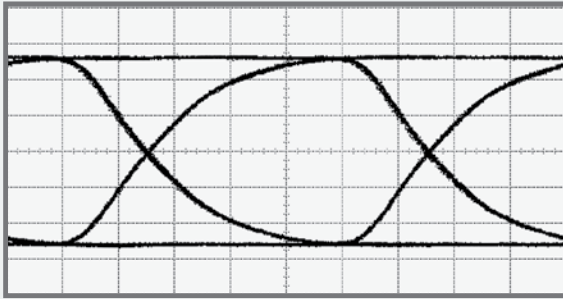
PARAMETERS	SYMBOL	CONDITIONS	FCI-H125G-InGaAs-75			FCI-H250G-InGaAs-75			UNITS
			MIN	TYP	MAX	MIN	TYP	MAX	
Supply Voltage	$V_{cc}$	---	+3	---	+5.5	+3	---	+5.5	V
Supply Current	$I_{cc}$	* $T_A = 0$ to $70^\circ\text{C}$	---	26	*55	---	35	*65	mA
Active Area Diameter	$AA_\phi$	---	---	75	---	---	75	---	μm
Operating Wavelength	$\lambda$	---	1100	---	1650	1100	---	1650	nm
Responsivity	$R_\lambda$	-17dBm, Differential	1800	2500	---	1600	2500	---	V/W
Transimpedance	---	-17dBm, Differential	---	2800	---	---	2800	---	Ω
Sensitivity	S	BER $10^{-10}$ , PRBS $2^7-1$	-24	-28	---	-20	-24	---	dBm
Optical Overload	---	---	-3	---	---	0	---	---	dBm
Bandwidth	BW	-3dB, Small Signal	---	900	---	---	1750	---	MHz
Low Frequency Cutoff	---	-3dB	---	45	---	---	30	---	kHz
Differential Output Voltage	$V_{OUT, P-P}$	-3dBm	180	250	420	200	400	600	mV <sub>P-P</sub>
Output Impedance	---	---	47	50	53	47	50	53	Ω
Transimpedance Linear Range	---	<5%	30	---	---	40	---	---	μW <sub>P-P</sub>

Use AC coupling and differential 100Ω load for best high-speed performance. Devices are not intended to drive DC coupled, 50Ω grounded load.

# 1.25Gbps / 2.50Gbps Hybrids

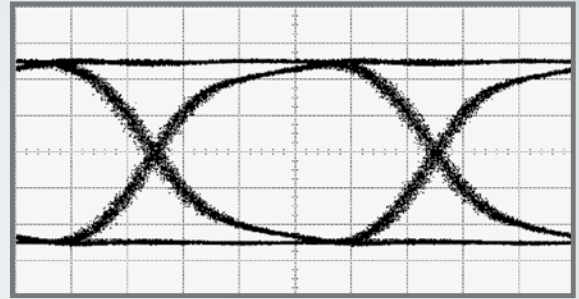
InGaAs Photodetectors / Transimpedance Amplifiers

FCI-H125G-InGaAs-75

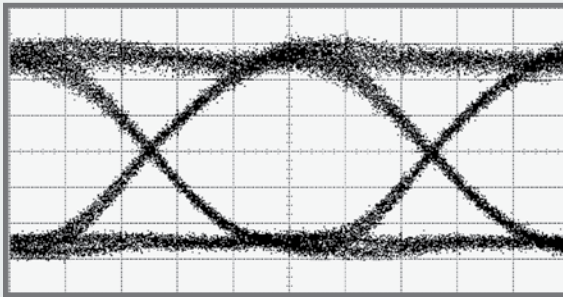


50mV / div, 160ps / div, -6dBm, 1310nm, PRBS2<sup>7</sup>-1, Diff.

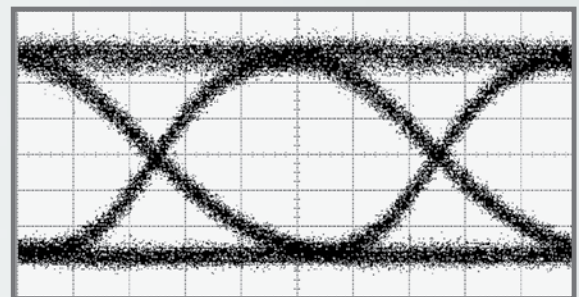
FCI-H250G-InGaAs-75



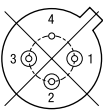
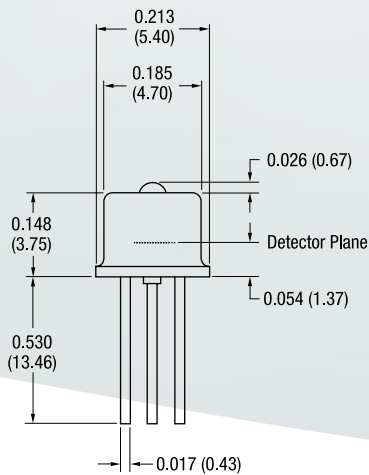
80mV / div, 80ps / div, -6dBm, 1310nm, PRBS2<sup>7</sup>-1, Diff.



8mV / div, 160ps / div, -21dBm, 1310nm, PRBS2<sup>7</sup>-1, Diff.



10mV / div, 80ps / div, -19dBm, 1310nm, PRBS2<sup>7</sup>-1, Diff.

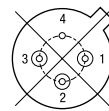
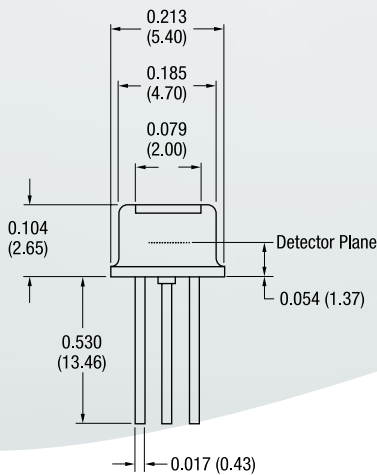


Bottom View

PINOUT

1	D <sub>out</sub>
2	V <sub>CC</sub>
3	D <sub>out</sub>
4	GND

Pin Circle Diameter = 0.100 (2.54)

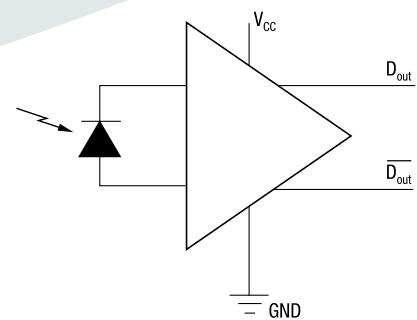


Bottom View

PINOUT

1	D <sub>out</sub>
2	V <sub>CC</sub>
3	D <sub>out</sub>
4	GND

Pin Circle Diameter = 0.100 (2.54)



Notes:

- All units in inches (mm).
- All tolerances: 0.005 (0.125).
- Please specify when ordering the flat window or lens cap devices.
- The flat window devices have broadband AR coatings centered at 1310nm.
- The thickness of the flat window=0.008 (0.21).