


RSF64EXS & RSF64EXT SERIES

VARIABLE INSERTION DEPTH FLOAT SWITCHES



A vertical float switch, with either normally open or normally closed switch action, permanently joined to a 300mm PVC tube. This provides a switch, whose overall switching depth can be varied between 123mm and 423mm

Further 306mm extension tubes may be added, up to a maximum of three, to provide insertion depths up to 1340mm.

Features

- Insertion depth 130mm - 1340mm
- Easy installation
- Adjustable level

SPECIFICATIONS

Technical

Temp. Range	°C	-20/+75
	°F	-4/+167
Min. Fluid SG		0.65
Float Material		Polypropylene
Stem Material		PPS (Polyphenylene Sulphide)
Tube Material		PVC Class 7
Cable Length		150cm PVC 2 core 7/0.2

* Temperature ranges apply to wetted parts.

Electrical

Switching Power Max	VA	25
Switching Voltage AC Max	V	240
Switching Voltage DC Max	V	120
Switching Current Max	A	0.6

All ratings are for resistive load only.

STANDARD PARTS

	RSF64EXS	RSF64BEXS	RSF64EXT
Switching Action	N/O (make on rise)	N/C (make on fall)	Tube only
Switching Depth	123-423mm	123-423mm	Add 306mm per tube

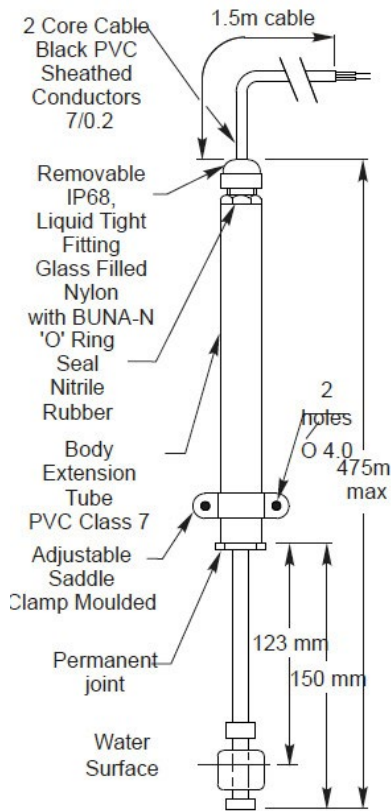
Custom versions can be made for particular applications. Please contact Sensata with your requirements.



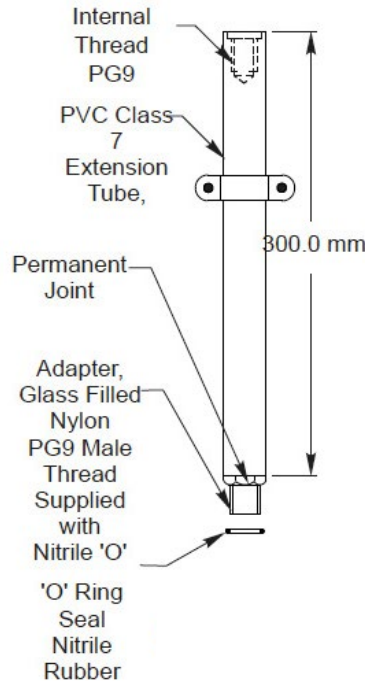
DIMENSIONS

All dimensions are in millimeters.

Switch Assembly



Extension Assembly



Distributor



amstechnologies

where technologies meet solutions

info@amstechnologies.com
www.amstechnologies-webshop.com

Contact us

Made in the UK

Sensata Technologies, Inc. ("Sensata") data sheets are solely intended to assist designers ("Buyers") who are developing systems that incorporate Sensata products (also referred to herein as "components"). Buyer understands and agrees that Buyer remains responsible for using its independent analysis, evaluation and judgment in designing Buyer's systems and products. Sensata data sheets have been created using standard laboratory conditions and engineering practices. Sensata has not conducted any testing other than that specifically described in the published documentation for a particular data sheet. Sensata may make corrections, enhancements, improvements and other changes to its data sheets or components without notice.

Buyers are authorized to use Sensata data sheets with the Sensata component(s) identified in each particular data sheet. HOWEVER, NO OTHER LICENSE, EXPRESS OR IMPLIED, BY ESTOPPEL OR OTHERWISE TO ANY OTHER SENSATA INTELLECTUAL PROPERTY RIGHT, AND NO LICENSE TO ANY THIRD PARTY TECHNOLOGY OR INTELLECTUAL PROPERTY RIGHT, IS GRANTED HEREIN. SENSATA DATA SHEETS ARE PROVIDED "AS IS". SENSATA MAKES NO WARRANTIES OR REPRESENTATIONS WITH REGARD TO THE DATA SHEETS OR USE OF THE DATA SHEETS, EXPRESS, IMPLIED OR STATUTORY, INCLUDING ACCURACY OR COMPLETENESS. SENSATA DISCLAIMS ANY WARRANTY OF TITLE AND ANY IMPLIED WARRANTIES OF MERCHANTABILITY, FITNESS FOR A PARTICULAR PURPOSE, QUIET ENJOYMENT, QUIET POSSESSION, AND NON-INFRINGEMENT OF ANY THIRD PARTY INTELLECTUAL PROPERTY RIGHTS WITH REGARD TO SENSATA DATA SHEETS OR USE THEREOF.

All products are sold subject to Sensata's terms and conditions of sale supplied at www.sensata.com SENSATA ASSUMES NO LIABILITY FOR APPLICATIONS ASSISTANCE OR THE DESIGN OF BUYERS' PRODUCTS. BUYER ACKNOWLEDGES AND AGREES THAT IT IS SOLELY RESPONSIBLE FOR COMPLIANCE WITH ALL LEGAL, REGULATORY AND SAFETY-RELATED REQUIREMENTS CONCERNING ITS PRODUCTS, AND ANY USE OF SENSATA COMPONENTS IN ITS APPLICATIONS, NOTWITHSTANDING ANY APPLICATIONS-RELATED INFORMATION OR SUPPORT THAT MAY BE PROVIDED BY SENSATA.

Mailing Address: Sensata Technologies, Inc., 529 Pleasant Street, Attleboro, MA 02703, USA.