

Brochure

VIAVI

FVAi/FVDi Benchtop Microscopes

High-performance fiber inspection, analysis, and certification

Contamination is the #1 cause of troubleshooting in optical networks, so ensuring the cleanliness of fiber optic connectivity is essential whenever fiber is handled.

Nowhere is this more critical than at the production facility. Connector end-face inspection occurs at several stages in the production process. In addition, industry standards for end-face cleanliness, such as IEC-61300-3-35, have led many manufacturers to prove their compliance with certification records to prove their quality of work.

The new FVAi/FVDi digital benchtop microscopes are the ideal inspection solution for fiber connector production by giving users a single system that is scalable to optimize throughput at any stage of the production process. With onboard capabilities for inspection, pass/fail image analysis, and storage, they eliminate the need to connect with an external PC. In addition, the integrated 3.5 in LCD video display gives users full control of the device without the need for an external monitor. While the FVDi provides dedicated manual focus, the FVAi has both manual and auto-focus capabilities that can significantly optimize workflow efficiency on the production floor.

From post-polish qualification inspection to end-of-line compliance certification, the FVAi/FVDi microscopes are the ideal benchtop inspection solution for any fiber production facility.

Operates as Both a Stand-Alone Device and with a Monitor or PC



Benefits

- Optimize throughput at any stage of production with scalable functionality
- Eliminate subjectivity from inspection with a fully automated system for fiber inspection
- Save valuable benchtop space with compact size
- Inspect, test, and store results on a single device — no external PC or monitor required
- Significantly reduce total inspection time by removing the need to focus the fiber manually
- Document that your product is compliant to end-face quality standards such as IEC-61300-3-35

Features

- All-in-one automated system for fiber end face testing and certification
- Autofocus and auto-center
- Locates and counts defects and scratches
- Automated pass/fail analysis
- Adjustable, scalable automation settings from all-manual to all-automated
- Onboard result storage
- Integrated 3.5 in color touch screen
- Simple graphical menu-driven interface
- Includes both VGA and USB outputs for external monitor connections
- 2 USB ports for connecting external devices such as P5000i, MP-60

Optimize Workflow Efficiency with Time-Saving Features

Time is money on the production floor and every second saved can impact the bottom line. Inspecting fiber end faces is a critical part of the manufacturing process. However, many production managers encounter challenges with inspection that can slow down or even halt production completely. FVAi/FVDi inspection solution microscopes overcome these challenges with features that help ensure optimized throughput and workflow in a seamless system that is fast, reliable, and easy.




- Eliminate time-consuming hassles with getting the image in optimized focus with built-in Autofocus capability. Simply touch the auto-focus icon and let the microscope do the rest.
- Test both patch cords and bulkheads in a seamless workflow by connecting a P5000i probe microscope via USB. Easily alternate between the on-board microscope and the P5000i at the push of a button.
- Scale the level of automation to your process by selecting from various workflow options to activate, including Auto-Focus on Insert, Auto-Test, Automatic File Naming, and Auto-Save after Test.
- Group multiple tests together into a single report. Whether you are testing both ends of a jumper, all the fibers in a ribbon connector, or a multi-connector harness, the microscope lets you create and name groups of tests that can be both saved and displayed together in a consolidated test report.
- Integrate inspection and power measurement together into the same test. Connect an MP-60 or PowerChek™ instrument via USB and use the onboard touch screen for controls and viewing readings. Ideal when building patch cords, this capability provides everything needed to create a certification report for both connector end faces and optical loss.

Intuitive User Controls



- Icon based
- Touch-screen interface
- Supports multiple languages

Connect Additional VIAVI Devices

	P5000i Probe Microscope Inspect and analyze fiber end faces, detect defects, and provide pass/fail results.
	MP Series OPM View optical power measurement results, edit acceptance criteria, and view saved results.
	PowerChek OPM View optical power measurement results, edit acceptance criteria, and view saved results.

Ordering Information

Description	Part Number
FVAi 200/400x dual magnification, auto focus	FVAi-2400
FVAi 200/400x dual magnification, long working distance, auto focus	FVAi-2400-L
FVAi 100/200x dual magnification, auto focus	FVAi-2200
FVAi 40/80x dual magnification, auto focus	FVAi-2080
FVDi 200/400x dual magnification, manual focus	FVDi-2400
FVDi 200/400x dual magnification, manual focus, long working distance	FVDi-2400-L
FVDi 100/200x dual magnification, manual focus	FVDi-2200
FVDi 40/80x dual magnification, manual focus	FVDi-2080
FVDn 200/400x dual magnification, manual focus, no analysis	FVDn-2400
FVDn 100/200x dual magnification, manual focus, no analysis	FVDn-2200

Visit www.viavisolutions.com for more information, vendor endorsements, and product videos.


VIAVI Care Support Plans

Increase your productivity for up to 5 years with optional VIAVI Care Support Plans:

- Maximize your time with on-demand training, priority technical application support and rapid service.
- Maintain your equipment for peak performance at a low, predictable cost.

For more Information: go to viavisolutions.com/viavicareplan

Features

Plan	Objective	Technical Assistance	Factory Repair	Priority Service	Self-paced Training
 BronzeCare	Technician Efficiency	Premium	✓	✓	✓



Contact Us **+1 844 GO VIAVI**
(+1 844 468 4284)

To reach the VIAVI office nearest you,
visit viavisolutions.com/contacts.

© 2020 VIAVI Solutions Inc.
Product specifications and descriptions in this
document are subject to change without notice.
fvai-br-fop-nse-ae
30179559 002 0420